



Club Board Chairman's Report

**Presented by Club Board
Chairman
Julian Tagg**



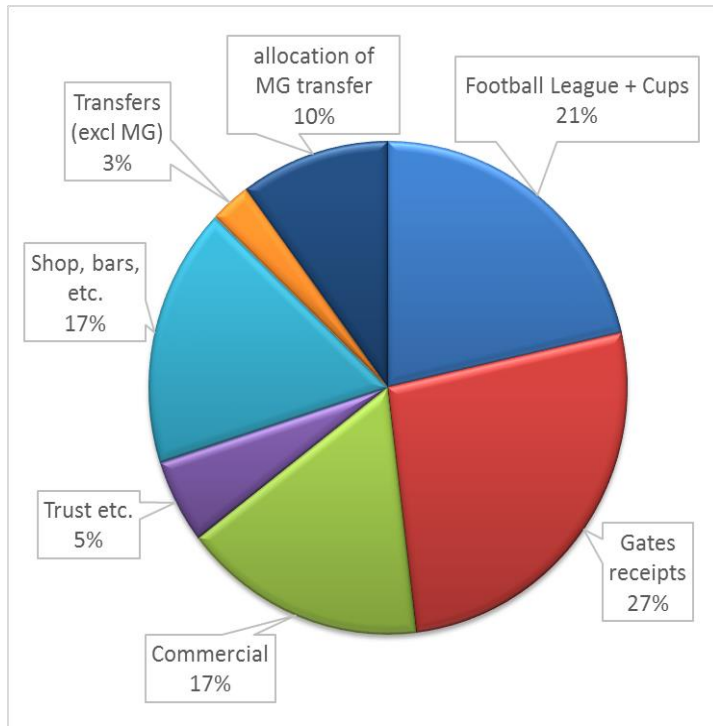


Actual Income / Expenditure 2014/15 and Budget for 2015/16

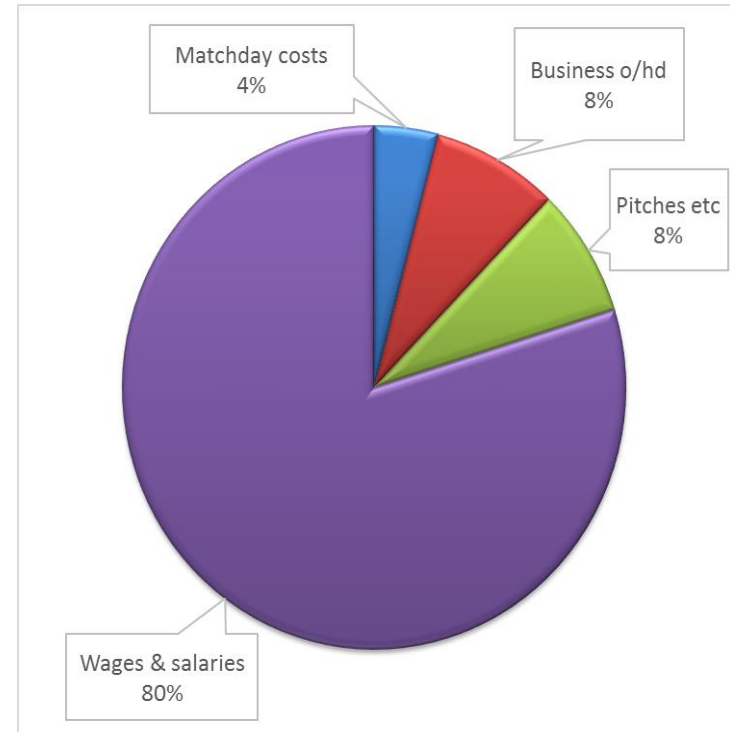
Presented by Finance Director Keith
Mason

Actual Income and Expenditure 2014 /15 Season

Actual Income



Actual Expenditure



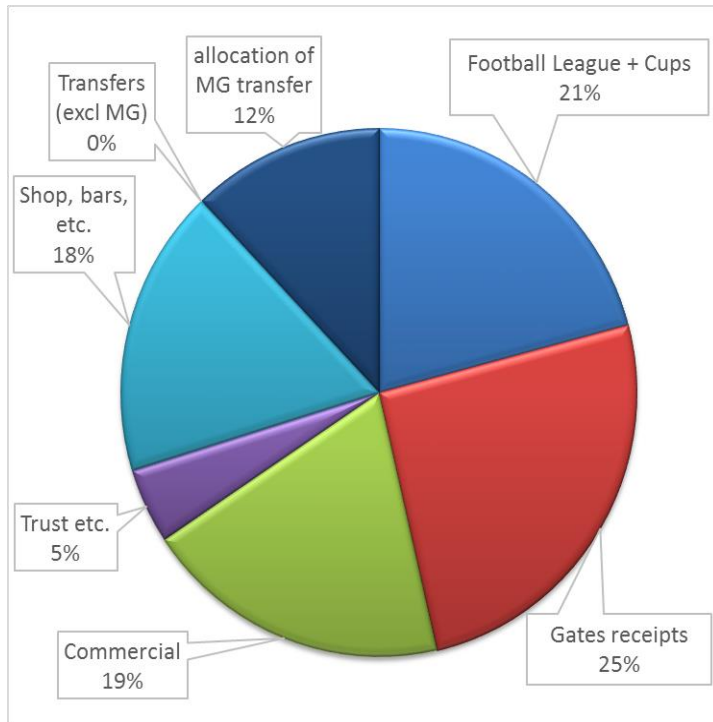
Actual Income and Expenditure 2014 /15 Season



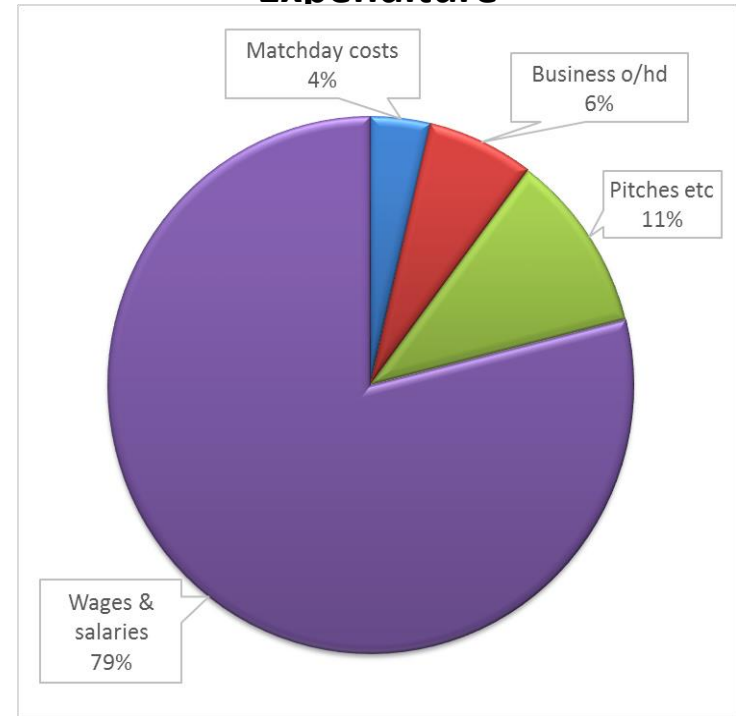
Category		Amount
Football League + Cups		737,518
Gates receipts		915,537
Commercial		567,535
Trust etc.		188,893
Shop, bars, etc.		586,696
Transfers (excl MG)		94,891
allocation of MG transfer		347,500
Total Income		3,438,570
Wages and Salaries	2,479,635	
Matchday Costs	126,809	
Business o/hd	252,989	
Pitches etc.	247,163	
Total Costs		(3,106,596)
Total Profit / Loss		331,974

Budget 2015 /16 Season

Budgeted Income



Budgeted Expenditure





Budget 2015 / 2016 Season

Category		Amount
Football League + Cups		726,000
Gates receipts		887,000
Commercial		668,000
Trust etc.		161,000
Shop, bars, etc.		615,000
Transfers (excl MG)		0
allocation of MG transfer		420,000
Total Income		3,477,000
Wages and Salaries	2,783,423	
Matchday Costs	129,500	
Business o/hd	231,330	
Pitches etc.	382,000	
Total Costs		(3,526,253)
Total Profit / Loss		(49,253)